



## Please do not throw garbage in vacant lots!

STOP throwing garbage! In the river, in the forest, on the roads, etc. Throwing garbage in vacant lots will adversely affect the natural environment and living environment.



## Please do not burn garbage!

Incineration of garbage outdoors is prohibited by law. Smoke, odors, and ashes will not only bother your neighbors, but will also cause harmful substances that could adversely affect your health and the environment, so STOP!

You can easily check how to put out garbage with smartphone app.

# CHIKUSEI Garbage Segregation App

Garbage Segregation dictionary	Collection date calendar	How to put out garbage	Alert function
--------------------------------	--------------------------	------------------------	----------------

### App download

Please read the 2D code/ QR code from your smartphone & download it.



For iPhone



For Android

English edition



## Inquiries about garbage



Chikusei City Civil Environment Department Environment Division  
Address :360 Hei, Chikusei City Ibaraki Prefecture

Tel / 0296-24-2130  
Email / environ@city.chikusei.lg.jp



Translated in Cooperation with the Chikusei City International Friendship Association

Follow the rules. Let's make Chikusei a clean city.

# How to separate garbage and recyclables and how to put them out.



- Let's segregate properly.**  
Burnable garbage/ non-burnable / Let's separate Recyclables properly.
- Let's put them in a bag that has been designated.**  
Put it in the bag designated by the city, throw it away. Garbage that is not in the bag cannot be collected.
- Let's throw away garbage at the garbage collection area.**  
Each district you live in has a garbage designated collection area that you can throw away the garbage.
- Let's put it out on a designated day and time.**  
Put it out until 8:00 a.m. on the day of the collection, which is designated for each district where you live.

## Collection Date in your area

The maximum amount of garbage that can be put out at the garbage collection area is 45cm x 45cm x 120cm for long items. If you are not sure with the collection date, please contact the Environment Division.

<b>Burnable Garbage</b> <small>Put in a bag designated by the City.</small>	<b>Weekly</b>	
--	---------------	---

<b>Non-burnable Garbage</b> <small>Put in a bag designated by the City.</small>	<b>Monthly</b>	
--	----------------	---

<b>Recyclables</b> <small>Empty cans, bottles, etc.</small>	<b>Monthly</b>	<small>Recycling as a resource will lead to a reduction in waste.</small>
--	----------------	---

## Large-sized garbage cannot be put out at the garbage collection area.


How to put out large garbage that does not fit in the bag designated by the city. Please see (Items that cannot be put out at the garbage area)



# Burnable garbage

Twice a week

Put in a designated bag



## Kitchen garbage

Remove water  
Soak edible oil such as in paper



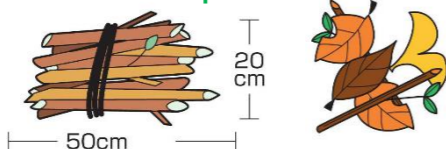
## Vinyl/ plastic



## Tape / Styrofoam



## Wood chips / fallen leaves



Dry the wood chips/ Fallen leaves. Bundle them in less than 50cm.in length and 20cm. in diameter and place in a bag designated by the city.

## Rubber / leather goods



## Non-Resource paper



Tissue/ thermal paper such as receipts, / carbon paper/ photos/ paper cut with a shredder

## Others



Paper diapers  
Flush the filth to the toilet

Aluminum foil


## Textile products



# Non-burnable garbage

Once a month

Put in a designated bag

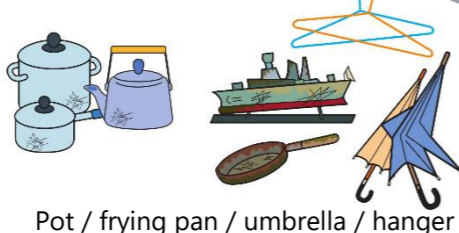


## Spray can / lighter

Use up the contents. Make a hole in spray cans. It should be done outside!



## Metals



Pot / frying pan / umbrella / hanger

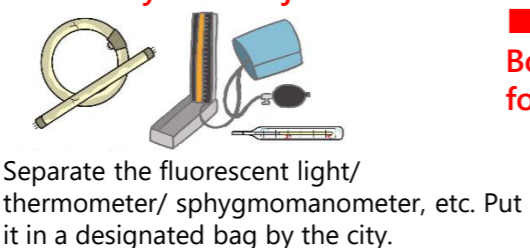
## Cutlery/ needle / glass, etc.



Wrap it in a paper such as glass, label it & put it in a designated bag by the city.

## Mercury used objects

Separate the fluorescent light/ thermometer/ sphygmomanometer, etc. Put it in a designated bag by the city.



## Non-resource Cans/ Bottles (other than food)



Oil Can



Pharmaceuticals / Cosmetics

## Ceramics etc.



## Electric Appliances

Remove the battery. Put it in a designated bag by the city that fits its size.(less than 45cm. width)



# Recyclables

Once or twice a month

Put it in a designated blue box at the garbage area

## Paper etc.



Various types of paper that can be recycled. \*tissue paper, carbon paper, Photos cannot be recycled.

1. newspaper
2. cardboard
3. magazines, other papers, etc.
4. paper carton

Please tie each bundle with a string. Please wash paper pack with water.

## Empty cans

1. steel  
2. aluminum  
Please wash inside with water. Cans other than groceries cannot be thrown away..




## Bottles

1.Colorless  
2.Brown  
3.Other [blue/green/black]

Please wash it with water. Please put it out by type. Bottles other than groceries are non-burnable garbage.

## Plastic Bottles

Remove the cap & label, wash it with water. Beverage & seasoning bottles are essential. Edible oil, detergent, etc. cannot be put out..



## Old clothes / Sheets




Limited to clean ones. Please put it in a designated bag & put it out. Don't put out stuffed animals, sweaters, or anything that has cottons.

# Items that cannot be put out at the garbage collection area.

## Items that cannot be processed in the city.

Please consult a specialist / sales outlet / maker.

- TV, refrigerator, washing machine, aircon
- Tile, tatami, building materials such as blocks
- Fire extinguisher, gas cylinder, gunpowder, chemicals
- Computer
- Auto parts
- Agricultural materials, etc.
- Debris, stones, soil
- Items that cannot be processed at the Environmental Center



## Large trash

(items that do not fit in the bag designated by the city)

- Environmental Center (Direct disposal)  
658 Shimokawashima, Chikusei City  
Tel: 0296-33-3755  
Reception: Weekdays, 1st Sunday of every month  
8:30 ~ 11:45 / 13:00 ~ 16:30  
Fee : 100 yen per 10 kg.
- City door-to-door collection (with fee)  
Collection date : Shimodate district : 4th Wednesday  
Other districts : 3rd Wednesday  
Place of Application : City Hall Environment Division  
Each branch window  
Fee : 1 for 750 yen up tp 5 items  
Contact : Environment Division Tel : 0296-24-2130

